

# CO<sub>2</sub> Detector - Wall Mount

## Modbus and Analog output

Model: WCD-S100, WCD-S101



### Features

- + Real-time detecting CO<sub>2</sub> level
- + NDIR infrared CO<sub>2</sub> module inside with four CO<sub>2</sub> detection range selectable
- + CO<sub>2</sub> sensor has Auto-Calibration Algorithm and 15 years life
- + Wall-mounting
- + Providing one analog output with voltage or current selectable
- + 0~10VDC/4~20mA selectable easily via jumpers
- + RS485 Modbus or one on/off relay output.
- + Design for HVAC, ventilation systems, offices, or other public places
- + Modbus RS485 communication interface optional: 15KV antistatic protection, independent address setting
- + CE-Approval
- + For duct probe CO<sub>2</sub> transmitter, and CO<sub>2</sub>+Temp. + RH 3 in 1 transmitter, please see our other products

### Specifications

Gas detected	Carbon Dioxide (CO <sub>2</sub> )
Sensing element	Non-Dispersive Infrared Detector (NDIR)
Accuracy@25°C (77°F), 2000ppm	±40ppm + 3% of reading or ±75ppm (whichever is greater)
Stability	<2% of FS over life of sensor (15 years typical)
Calibration interval	Auto Self-Calibration System
Response time	<2 minutes for 90% step change
Warm up time	2 hours (first time) 2 minutes (operation)
CO2 measuring range	0-50,000ppm for S series (0-20,000PPM optional), 0-2000PPM available in other models

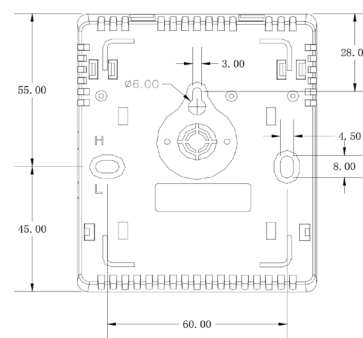
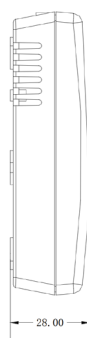
# CO<sub>2</sub> Detector - Wall Mount

## Modbus and Analog output

### Specifications cont.

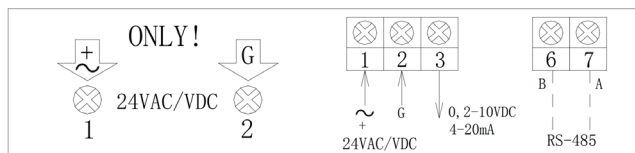
Sensor life	Up to 15 years
Power supply	24VAC/24VDC
Consumption	1.5 W max. ; 0.8 W avg.
Analog output	One 0-10VAC or 4-20mA selectable by jumpers
Modbus interface	Modbus RS485 interface 9600/14400/19200(default)/28800 or 38400bps (programmable selection), 15KV antistatic protection.
Operation conditions	0-50°C ; 0~95%RH, non-condensing
Storage conditions	0-50°C
Net weight	180g
Dimensions	100mm×80mm×28mm
Installation standard	65mm×65mm or 2"×4" wire box
Approval	CE-Approval

### Dimensions and Mounting

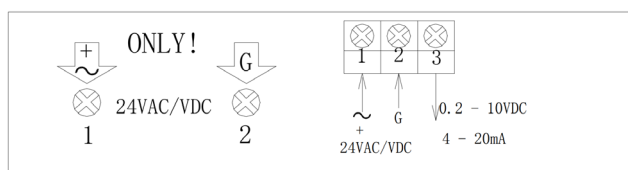


### Wiring Diagram

For GCD-S101-V/A models



For GCD-S100-V/A models



# CO<sub>2</sub> Detector - Wall Mount

## Modbus and Analog output

### Model Guide

Type	Model	Description
CO <sub>2</sub> Detector (1x analog output*)	WCD-S100-V/A-02	1 x analog output, CO <sub>2</sub> range: 0-2,000ppm
	WCD-S100-V/A-05	1 x analog output, CO <sub>2</sub> range: 0-5,000ppm
	WCD-S100-V/A-20	1 x analog output, CO <sub>2</sub> range: 0-20,000ppm
	WCD-S100-V/A-50	1 x analog output, CO <sub>2</sub> range: 0-50,000ppm
CO <sub>2</sub> Detector (1x analog output*, Modbus RS485 interface)	WCD-S101-V/A-02	1 x analog output, Modbus RS485 communication
	WCD-S101-V/A-05	1 x analog output, Modbus RS485 communication
	WCD-S101-V/A-20	1 x analog output, Modbus RS485 communication
	WCD-S101-V/A-50	1 x analog output, Modbus RS485 communication

\* 4-20mA or 0-10V configurable.